



MICRO CAP GROWTH FUND (RFIMX)

PERFORMANCE

	MRQ	YTD	1 Year	3 Years*	5 Years*	10 Years*	Since Inception**
RFIMX - Net	7.37%	7.37%	9.86%	0.04%	12.76%	--	10.73%
Russell Microcap Growth	6.60%	6.60%	15.43%	(10.99%)	4.19%	--	1.38%

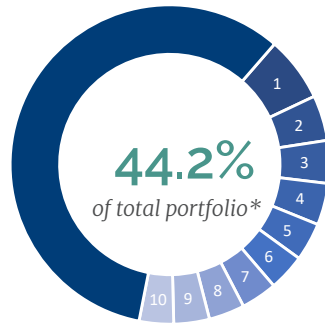
*Performance is annualized. Performance shown is historical and does not guarantee future results. Current performance may be lower or higher than the performance presented herein or quoted. Because the share price, investment returns, and principal value will vary, when redeemed, you may have a gain or loss. Performance results current to the most recent month-end may be obtained by accessing the Performance section of the Ranger Funds' website at www.rangerfunds.com or by calling (214) 871-5210. ** RFIMX Inception: 6/6/18.

PHILOSOPHY

THE RIM MICRO CAP GROWTH FUND seeks long term, durable capital appreciation by investing in growth-oriented U.S. public equities of micro capitalization companies. The fund further seeks to capture and compound returns, manage risk and preserve capital by employing a disciplined, consistent approach to security selection, risk mitigation and ESG integration. The focus in the research process is on identifying micro capitalization U.S. equities characterized by accelerating revenue and earnings growth, high recurring revenues, strong balance sheets and free cash flow generation. Ranger Investments is a signatory to the UN Principles for Responsible Investment (UN PRI) and Investor Stewardship Group (ISG).

TOP 10 HOLDINGS

UFP Technologies	6.8
LeMaitre Vascular	5.1
Kura Sushi USA	5.1
PDF Solutions	4.2
ANI Pharmaceuticals	4.1
i3 Verticals	4.0
iRadimed	3.8
Mitek Systems	3.7
Model N	3.7
OneSpaWorld	3.6

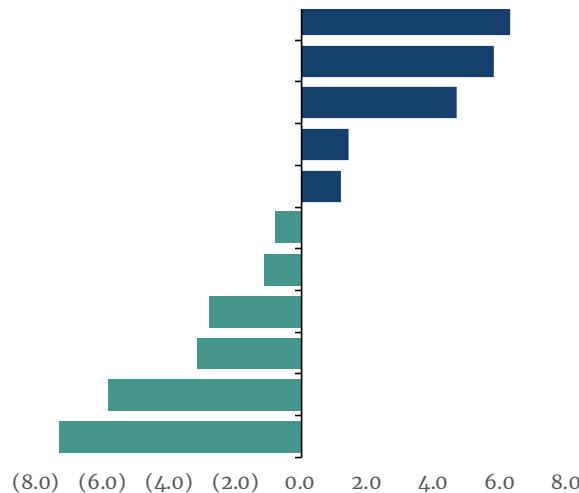


* Figures may not add due to rounding

PORTFOLIO WEIGHTING

INDUSTRY	FUND	RELATIVE TO RUSSELL MICROCAP GROWTH INDEX
----------	------	---

Consumer Discretionary	17.0%
Technology	19.3%
Energy	7.1%
Financials	6.7%
Utilities	2.7%
Consumer Staples	2.4%
Real Estate	0.0%
Basic Materials	0.0%
Telecommunications	0.0%
Industrials	14.6%
Health Care	28.4%



*Measures fund performance relative to its index during periods when the return of the index is negative.

PORTFOLIO OVERVIEW

Asset Class	U.S. Micro Cap
Primary Index	Russell Microcap Growth
Investment Approach	Original Research
Ticker	RFIMX
CUSIP	75281Y404
Firm Inception Date	October 17, 2002
Fund Inception Date	June 6, 2018
Strategy Assets	\$267 Million
Gross Expense Ratio	2.30% ¹
Net Expense Ratio	1.53% ²
Min. Initial Investment	\$250,000
Min. Subsequent Investment	None

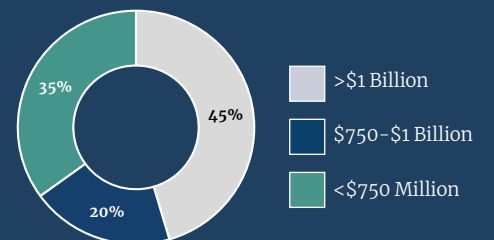
¹ Gross Expense Ratio is the total annual operating expense ratio from the most recent prospectus and is based on amounts incurred during the most recent fiscal year.

² Net Expense Ratio is an annualized figure which equals the gross expense ratio minus: acquired fund fees; distributions or service (12b-1) fees, and/or; fee waivers or expense reimbursements made to the Fund by the investment manager pursuant to an expense limitation agreement which is subject to expiration or renewal on November 30, 2024.

PORTFOLIO CONSTRUCTION

Weighted Avg Mkt Cap (\$M)	\$990
Median Mkt Cap (\$M)	\$799
No. of Holdings	35
TTM Revenue Growth	14.0%
TTM EPS Growth	33.1%
Turnover in Names	26%
Turnover in Dollars	23%
Cash	1.8%

MARKET CAPITALIZATION



FOR MORE INFORMATION:

Ranger Funds Investment Trust
 c/o: Client Relations
 Phone: (214) 871-5210
 Email: info@rangerfunds.com

To apply for shares, contact:
 Mutual Shareholder Services (MSS)
 Phone: (866) 458-4744
 Email: info@mutualss.com

PORTFOLIO MANAGEMENT

CONRAD DOENGES

Chief Investment Officer, Portfolio Manager
 35 Years Experience

ANDREW HILL

President, Portfolio Manager
 27 Years Experience

JOSEPH LABATE

Managing Director, Portfolio Manager
 27 Years Experience

BROWN MCCULLOUGH

Director, Portfolio Manager
 20 Years Experience

18

Portfolio Manager
 Average Firm
 Tenure

27

Portfolio Manager
 Average Years
 Experience

ADDITIONAL DISCLOSURES

There is no guarantee the Ranger Micro Cap Fund will achieve its investment objectives.

Before investing you should carefully consider the Ranger Micro Cap Fund’s investment objectives, risks, charges and expenses. This and other information is available in the Prospectus, a copy of which may be obtained on-line at www.rangerfunds.com, by emailing info@rangerfunds.com, or by calling (866) 458-4744. We encourage you to read the Prospectus carefully before you invest.

An investment in the Fund involves risk, including the possible loss of investment capital. Additional risks associated with the Fund include, but are not limited to:

Micro Cap Company Risk; Equity Market Risk. Equity markets can be volatile and the prices of common stocks can fluctuate significantly. In addition, the Fund portfolio invests in small capitalization companies, which may be subject to more abrupt or erratic market movements than those of larger, more established companies.

Liquidity Risk. Some micro cap securities may have few market-makers and low trading volume, which can increase transaction costs and may make it difficult or impossible for the Fund to dispose of a security position at all or at a price which represents current or fair market value.

A number of other risks are associated with an investment in the Fund, including: issuer specific risks, risks associated with the Investment Manager’s judgment, and risks associated with the turnover of the Fund’s portfolio. **Greater detail on each of the above stated risks may be found in the fund’s prospectus.**

The Ranger Micro Cap Fund holdings and sector weightings presented herein are subject to change at any time and are not recommendations to buy or sell any securities. The Russell Microcap® Growth Index is constructed to provide a comprehensive and unbiased barometer for the micro-cap growth segment. The Index is completely reconstituted annually to ensure larger stocks do not distort the performance and characteristics of the true micro-cap opportunity set and that the represented companies continue to reflect growth characteristics. The Russell Microcap® Growth Index (the “Index”) is presented for illustration purposes only for the convenience of the reader. The Index is not actively managed nor can you invest in the Index. The holdings of the Ranger Micro Cap Fund differ significantly from the securities represented in the Index. Accordingly, comparing or contrasting the results of the Ranger Micro Cap Fund to the results of the Index may be of limited use.

An “industry” is a major grouping of sectors that share common operating characteristics based on their principal business. For example, the Industry Classification Benchmark (ICB) framework includes the Health Care Providers sector, the Medical Equipment and Services sector, and the Pharmaceuticals and Biotechnology sector within its classification of the Health Care industry.

The Ranger Micro Cap Fund is distributed by Arbor Court Capital, LLC member FINRA/SIPC.

THE RANGER MICRO CAP FUND IS NOT FDIC INSURED AND HAS NO BANK GUARANTEE